



SUPER
塑寶牌

塑寶®

可空轉

SWP型立式耐酸鹼泵浦

WET/DRY RUNNING VERTICAL PUMPS



SUPER PUMPS

SWP

Single impeller、單葉輪、Dual vapor seals、雙軸封

The SWP series vertical pumps are dependable, airless and are the-first-of-their-kind in the world. These pumps function without introducing air into the fluid which can sometimes destroy special chemical baths. The pump shaft incorporates a keyed lock to the impeller so that if the pumps run in reverse, it will not damage the housing or impeller. There are no seals or bushings that can be damage if the pumps run-dry. The SWP Series features a slotted air gap in the pump base, thereby preventing chemicals from penetrating to the motor base or bearings. The full motor horsepower is translated into pumping power via the shaft. These pumps are used in a wide range of applications, from chemical recirculation to process modules. The SWP series pumps are designed to run inside the tank. However, the installation instructions should be followed.

SWP泵可靠，此泵的作用是不會帶空氣進入溶液中，空氣有時會破壞特殊的化學藥水，該泵軸心加入一個鍵來固定葉輪，因此如果泵逆轉，不會損壞罩殼或葉輪，如果泵空轉時，沒有軸封或襯套會磨損。SWP泵有一個特點，在其泵浦座有通氣槽，因此防止化學藥水滲透到馬達座或軸承，馬達全部的馬力經由軸心完全轉化為抽送的動力。此泵廣泛地應用於從化學藥水循環到加工模組等各種用途，SWP泵是設計用來做槽內式或槽外安裝使用，但一定要依安裝高度之規定來安裝。

- Molded-Injection parts are out of nature PP without glass-fiber, applicable for most chemicals.
- Impact design and mounting plate make it the most ideal for in-tank applications, easy to piping and maintain.
- Separated-rear impeller, eliminates bubbles.
- Double vapor deals stop corrosive vapor to reach the motor bearing perfectly.
- O-ring under mounting plate stops the corrosive vapor in the tank to escape and pollute the environment.
- Various materials are available for various chemicals.
- Suitable for various chemicals in circulating, cooling spraying and scrubber applications.
- 採用純PP塑料射出成型，不加纖維可耐大部分的酸鹼。 ● 輕巧的外型及安裝板的設計最適合於槽內使用且配管及保養均很方便。 ● 雙葉輪設計，可防止氣泡發生。 ● 雙乾式軸封設計，有效阻隔酸氣進入馬達損壞軸承。 ● 安裝板下的O環可防止槽內蒸氣逸散污染環境。 ● 採用各種塑鋼材料射出成型可抵抗大部份的化學性，耐酸，耐鹼。 ● 適合各種酸鹼液循環，冷卻，噴洗設備，廢氣塔使用。

Typical applications 主要用途：

Chemical or water recirculation/化學藥水或清水循環

Fume scrubbers/waste treatment/廢氣塔/廢水處理

PCB Plating solutions /PCB電鍍

Wet processing/濕製程

Cleaning solutions/淨化溶液

Deliver acids/各種酸液輸送



MODEL IDENTIFICATION

型號說明

SWP - 32 SK 1 5 - V F F T - A N K
1 2 3 4 5 6 7 8 9 10 11 12

- (1) SWP-Single Impellar/Dual Seal 單葉輪雙軸封
SWT-Single Impellar/Dual Seal / Titanium Shaft 單葉輪雙軸封鈦軸心
- (2) In/Outlet Dia. 出口口徑
32 - 1"管外徑(DIN)
40 - 1-1/4"管外徑(DIN)
50 - 1-1/2"管外徑(DIN)
63 - 2"管外徑(DIN)
75 - 2-1/2"管外徑(DIN)
- (3) Sp Gravity 比重
SK - 1.0
- (4) Power 馬力
1/2-1/2HP
1-1HP 2-2HP
3-3HP 5-5HP
7.5-7.5HP 10-10HP
- (5) Frequency 頻率
5-50Hz 6-60Hz
- (6) O-Rings O環
V-VITON. N-NBR.
E-EPDM.
- (7) Pump Material 泵體材質
F-純PP材質
- (8) F-Flange/法蘭式
U-Union/由任式
- (9) T-Titanium Shaft 特制鈦軸心
N-Standard /一般軸心
- (10) A-Inlet Strainer 圓形入口濾網
B-Standard 標準入口牙接頭
- (11) Model 規格
S-Special/特製接合座
N-Standard/標準接合座
- (12) Immpeller Material 葉輪材質
F-純PP P-CFRPP
K-PVDF

SPECIFICATIONS PERFORMANCE CHART

規格/性能曲線

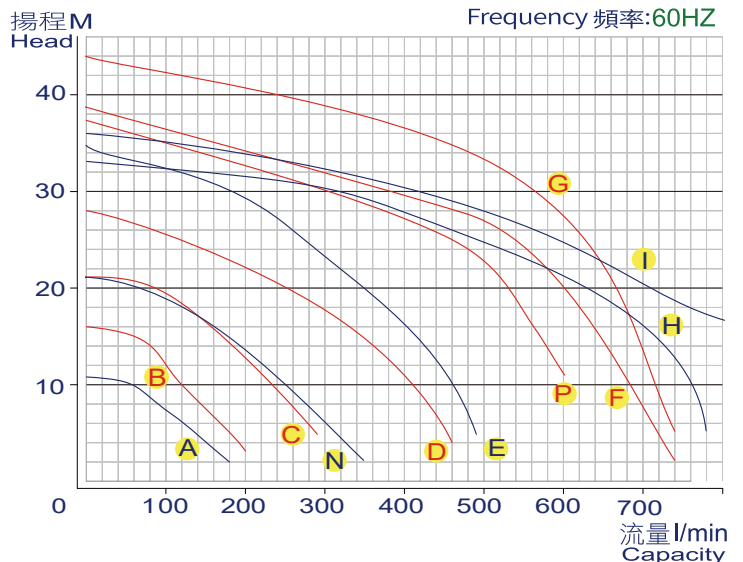
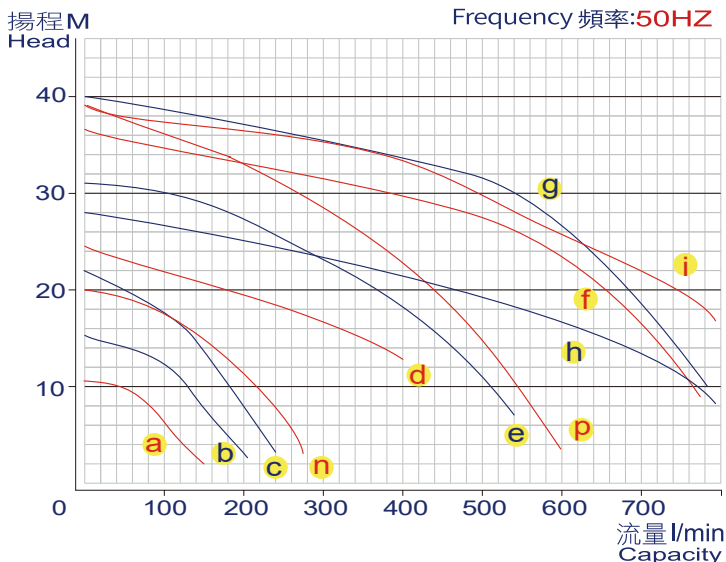
※ 重量/性能以實物為準

Weight / Performance Is For Reference Only Actual Product May Vary

(測試流體：水 比重1.0)

Test Fluid : Water Sp.Gravity 1.0

Model 型式	SP.G 比重	In/Outlet 進出口徑 (in)	Power 馬力			50Hz			60Hz			Weight 重量kg (參考值)
			Phase 相數	HP	Pole 極數	Curve 曲線	Max.Head 全揚程 M	Max.Flow 全流量L/min	Curve 曲線	Max.Head 全揚程 M	Max.Flow 全流量L/min	
32SK-1/2	1.0	2"X1"	3ø	1/2	2	a	10.5	150	A	10.5	180	18
32SK-1	1.0	2"X1"	3ø	1	2	b	15.5	200	B	16	200	20
32SK-2	1.0	2"X1"	3ø	2	2	c	22	240	C	21	270	25
40SK-2	1.0	2"X1-1/4"	3ø	2	2	n	20	275	N	21	350	25
50SK-3	1.0	2"X1-1/2"	3ø	3	2	d	24.5	400	D	28	460	29
50SK-5	1.0	2-1/2"X1-1/2"	3ø	5	2	e	31	540	E	34.5	490	46
50SK-7.5	1.0	2-1/2"X1-1/2"	3ø	7.5	2	p	39	600	P	37.5	600	73
63SK-7.5	1.0	2-1/2"X2"	3ø	7.5	2	f	36.5	760	F	38.5	740	73
63SK-10	1.0	2-1/2"X2"	3ø	10	2	g	40	790	G	44	740	76
75SK-7.5	1.0	3"X2-1/2"	3ø	7.5	2	h	28	800	H	33	780	73
75SK-10	1.0	3"X2-1/2"	3ø	10	2	i	39	800	I	36	800	76



MODEL IDENTIFICATION

型號說明

SWP - 50 SP 1 5 - V F F T - A N K
 1 2 3 4 5 6 7 8 9 10 11 12

- (1) SWP-Single Impellar/Dual Seal 單葉輪雙軸封
- (2) In/Outlet Dia. 出口口徑 50-1-1/2"管外徑(DIN) 63-2"管外徑(DIN)
- (3) Sp Gravity 比重 SP-1.3 SL-Low Rpm 4p 低轉速4P
- (4) Power 馬力 1-1HP 2-2HP 3-3HP 5-5HP 7.5-7.5HP 10-10HP
- (5) Frequency 頻率 5-50Hz 6-60Hz
- (6) O-Rings O環 V-VITON. N-NBR. E-EPDM
- (7) Pump Material 泵體材質 F-純PP材質
- (8) F-Flange/法蘭式 U-Union/由任式.
- (9) T-Titanium Shaft /特制鈦軸心 N-Standard /一般軸心
- (10) A-Inlet Strainer 圓形入口濾網 B-Standard 標準入口牙接頭
- (11) Model 規格 S-Special/特製接合座 N-Standard/標準接合座
- (12) Immpeller Material 葉輪材質 F-純PP P-CFRPP K-PVDF

SPECIFICATIONS PERFORMANCE CHART

規格/性能曲線

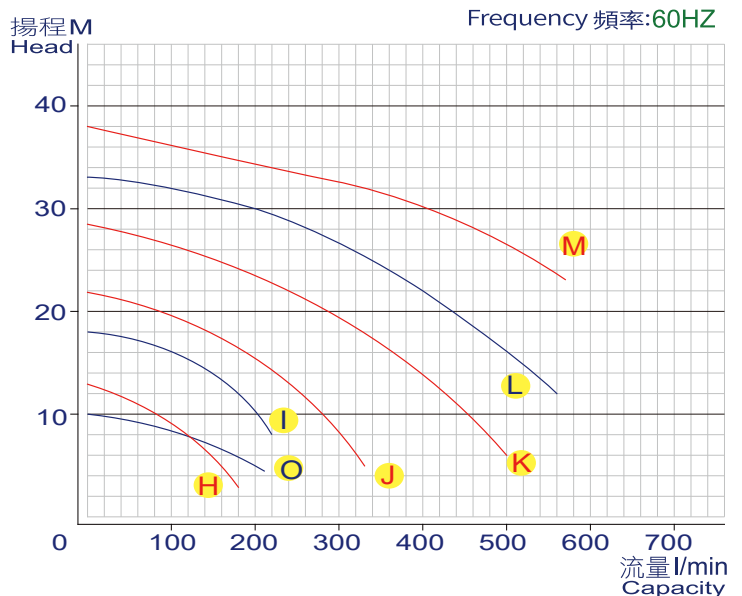
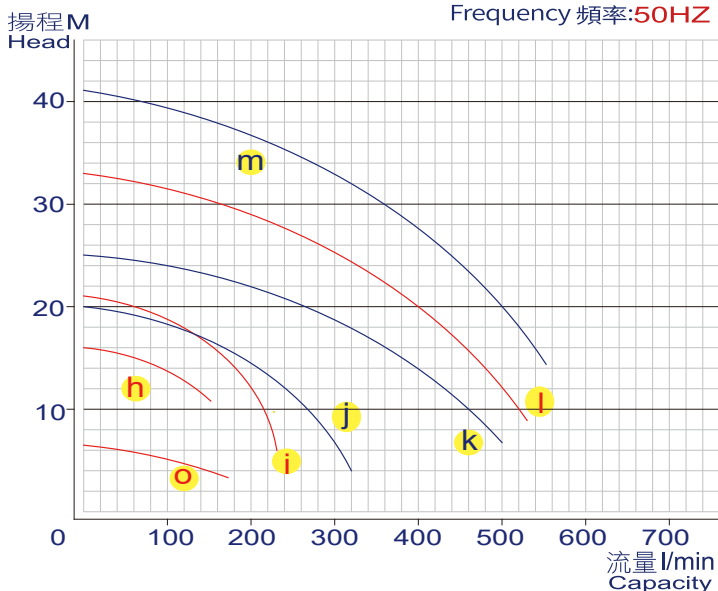
※ 重量/性能以實物為準

Weight / Performance Is For Reference Only Actual Product May Vary

(測試流體：水 比重1.0)

Test Fluid : Water Sp.Gravity 1.0





Model 型式	SP.G 比重	In/Outlet 進出口徑 (in)	Power 馬力			50Hz			60Hz			Weight 重量kg (參考值)
			Phase 相數	HP	Pole 極數	Curve 曲線	Max.Head 全揚程 M	Max.Flow 全流量L/min	Curve 曲線	Max.Head 全揚程 M	Max.Flow 全流量L/min	
50SL-1	1.1	2"X1-1/2"	3ø	1	4	o	6.5	170	O	10	210	22
63SL-2	1.4	2"X2"	3ø	2	4	SL-大流量 High Capacity						
50SP-1	1.3	2"X1-1/2"	3ø	1	2	h	16	150	H	13	180	22
50SP-2	1.3	2"X1-1/2"	3ø	2	2	i	21	230	I	18	220	25
63SP-3	1.3	2"X2"	3ø	3	2	j	20	320	J	22	330	29
63SP-5	1.3	2-1/2"X2"	3ø	5	2	k	25	500	K	28.5	500	46
63SP-7.5	1.3	2-1/2"X2"	3ø	7.5	2	l	33	530	L	33	560	73
63SP-10	1.3	2-1/2"X2"	3ø	10	2	m	41	550	M	38	570	76



SWP Single impeller·單葉輪 Double vapor seals·雙軸封




CONSTRUCTION 零件圖表

1 馬達 Motor  FC/Alu	2 軸心鍵 Shaft Pin  SUS	3 接合座 Ventilator  FRPP	3A 接合座主體固定螺絲 Bolt  SUS
--	---	---	---

3B 陶瓷 Ceramic  Ceramic	3C 接合座主體固定螺母 Fasten Nut  SUS	4 陶瓷O環 Ceramic O-ring  NBR/VITON/EPDM	5A 乾式軸封 Dry Seal  EPDM/VITON
--	---	--	---

6 軸套螺絲 Shaft Sleeve Screw  SUS	7 軸套 Shaft Sleeve  PP	7A 軸套 Shaft Sleeve  FRPP	7-1 軸套O環 Shaft Sleeve O-ring  NBR/VITON/EPDM
--	--	---	---

8 主體 Body  PP	8-1 主體固定板 O環 Body O-ring  NBR/EPDM	9A 由任外特普 Union End  PP/PVC
---	---	---

9B 由任螺帽 Union Cap  PP/PVC	9C 由任O環 Union O-ring  NBR/VITON/EPDM	14 葉輪 Impeller  FRPP / FRPP/PVDF
---	---	---

15 葉輪螺帽墊片 Impeller Nut Washer  NBR/VITON/EPDM	16 葉輪固定螺絲 Impeller Nut  PVDF	17 葉輪螺帽 Impeller Nut  FRPP	17 前蓋O環 Front Cover O-ring  NBR/VITON/EPDM
---	---	---	---

18 前蓋 Front Cover  PP	21 前蓋C扣環 Front Cover C-clip  FRPP	22 C扣固定螺絲 C-clip Screw  FRPP	選配件: 入口濾網 Inlet Strainer 
---	--	---	---

1/2~2HP



3~10HP



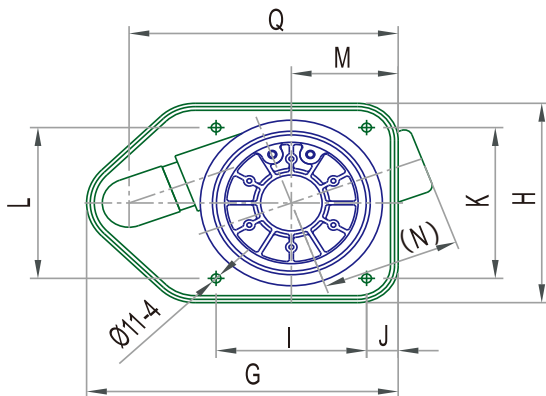
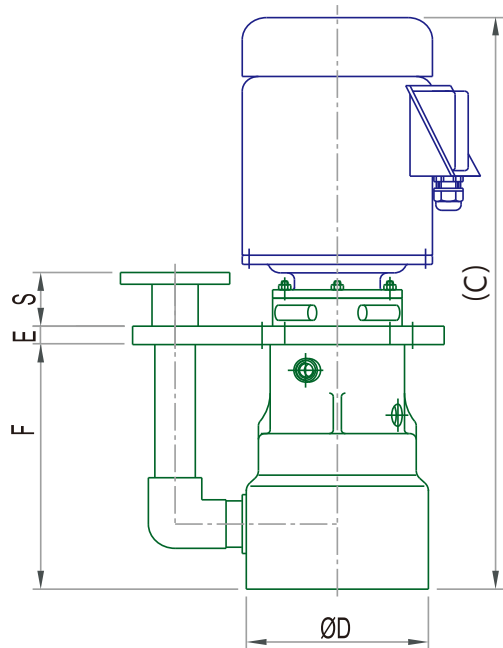
Part3 接合座
在其四周的排氣孔, 可以直視檢測到馬達轉速的方向, 同時可保護馬達, 避免可能溢流出的藥水腐蝕, 並排出有害的氣體。
Being able to check the rotating direction through the holes. They also functions to drain out the overflow fluid and vapor.

選配件: 入口濾網
Option: Inlet Strainer

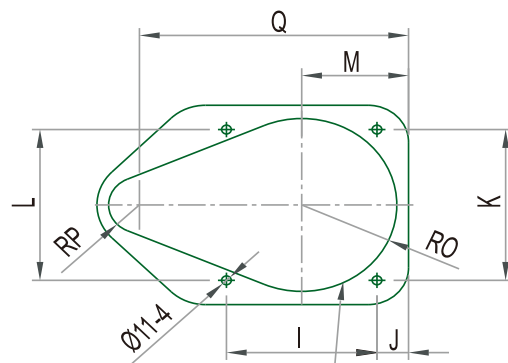
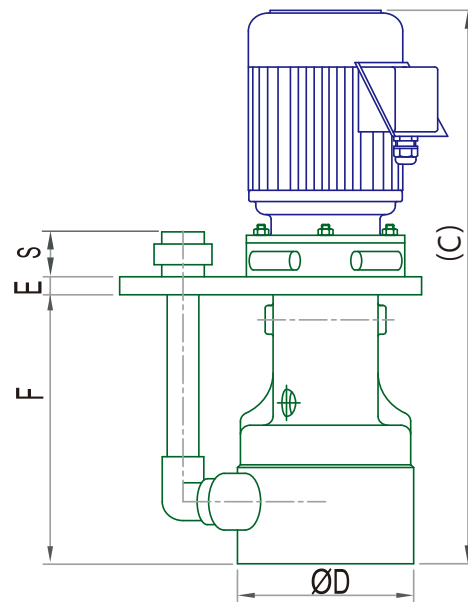
防止酸氣逸出, 基座板與泵中肚結合一體, 設計有基座板O環, 防止液體中的酸氣逸出, 減少空氣中的汙染。
Part8 & 8-1 No Acid Vapor Escape. Mounting plate and main body are combined together. And the mounting plate O-ring stops the acid vapor to escape and pollute the ambient environment.
採用一體射出成型, 可以提高強度, 可避免因焊接不良產生的洩漏, 接合的那個部份可配合客戶需求來選由任式或法蘭式。
One piece molding injection body is strong and will not leak due to welding. Union or flange is available for connection.

DIMENSIONS
外觀尺寸

SWP5~10HP



SWP-1/2~3HP

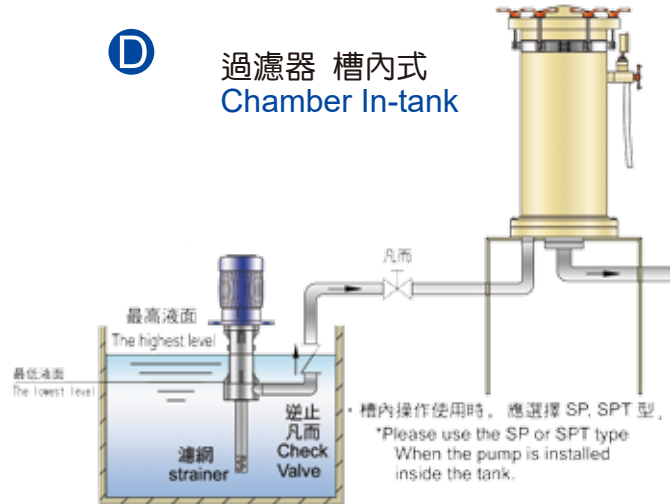
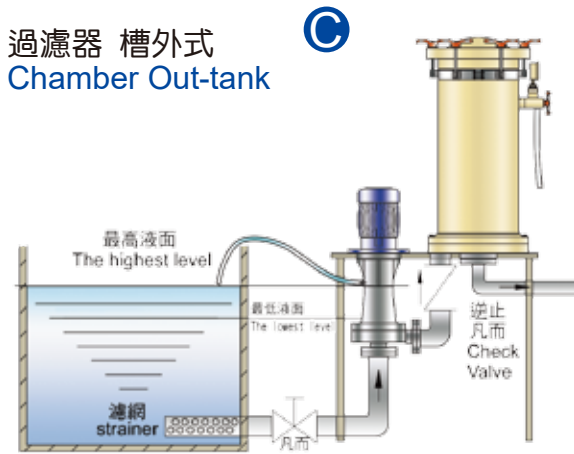
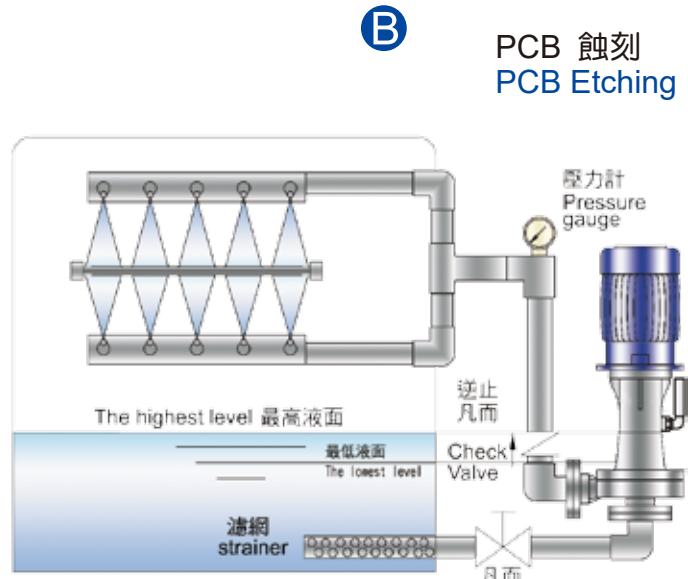



槽內泵體放置孔尺寸
Mounting Point For
In-tank Installation.

DIMENSION 尺寸表

Unit (單位):mm

MODEL	(C)	D	E	F	G	H	I	J	K	L	M	(N)	RO	RP	Q	S
32SK-1/2HP	637	178	25.5	295	341	240	211	26	180	180	117	125	94	25	260	70
32SK/SP-1HP	670	178	25.5	295	341	240	211	26	180	180	117	135	94	25	260	70
32SK/SP-2HP	701	178	25.5	295	341	240	211	26	180	180	117	145	94	25	260	70
40SK-2HP	701	178	25.5	295	341	240	211	26	180	180	117	145	94	32	275	80
50SK/SP-3HP	689	194	25.5	295	341	240	211	26	180	180	117	172	102	38	275	87
50SK/SP-5HP	786	225	25	338	390	275	186	39	205	205	132	210	118	45	322	77
63SK/SP-7.5HP	806	225	30	333	385	275	186	39	205	205	132	210	118	45	322	53
63SK/SP-10HP	890	225	30	333	385	275	186	39	205	205	132	210	118	45	322	53



Cautions:

1. Set a check valve at the outlet of the pump if the outlet pipeline is higher than the pump and may cause back flow. Do not put the check valve higher than the highest liquid level in tank too much.
2. Set a strainer at the end of inlet to keep the pump from being damaged by impurities. (The total mesh area of the strainer should be 5 time the pipe area or more.)
3. Please contact our technician if any special demand required. For example, anti-explosion motor.
4. Motor should be anti-corrosion coated for special corrosive environment.
5. When operating two vertical pumps simultaneously, make sure each pump has its own inlet and outlet without sharing. Failure to follow this instruction can cause pump failure and poor efficiency. In the worst situation, this inlet/outlet sharing can cause permanent damage to the pump.

注意事項:

1. 出口配管高度，如有高過馬達以上或有逆壓之情形時，請在泵浦出口處裝置逆止閥，裝置位置請勿超過最高液面線太高。
2. 入口處為安全起見，最好裝置過濾網以免吸入雜物損壞泵浦。(過濾網孔面積約直徑5倍以上)
3. 在特殊環境下使用時，如需安裝防爆或耐壓防爆之馬達時，請與本公司技術人員商談。
4. 在含有化學氣體之環境下使用時，必需選擇特殊處理有防蝕漆之馬達。
5. 兩台立式泵浦同時運轉，不能共用一支出入口管路，會影響泵浦壽命及性能，嚴重會造成損壞。



逆止凡而
PP / PVC
Check Valve



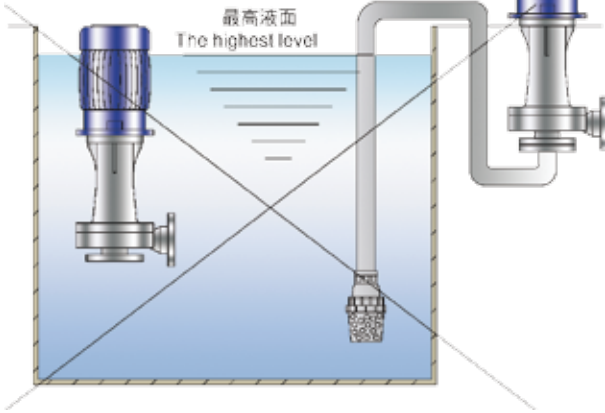
入口濾網
PP / PVC
Inlet Strainer

入口三通濾網
PP / PVC Tee Inlet Strainer

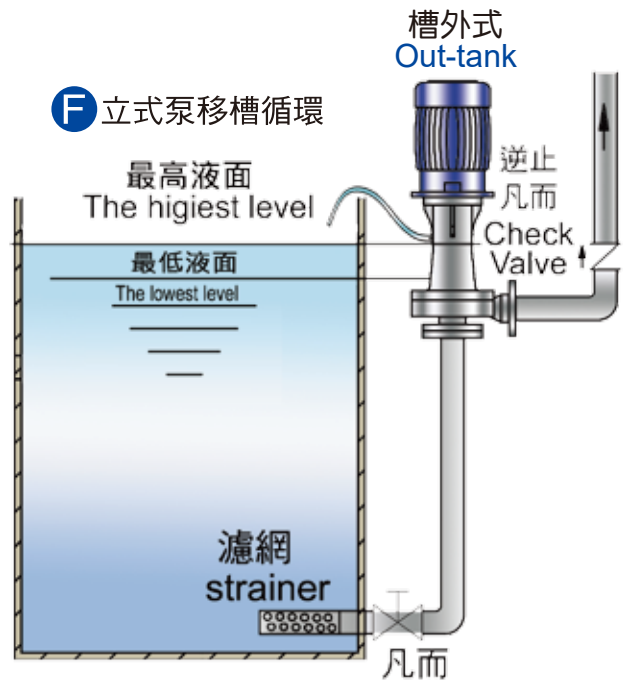


E

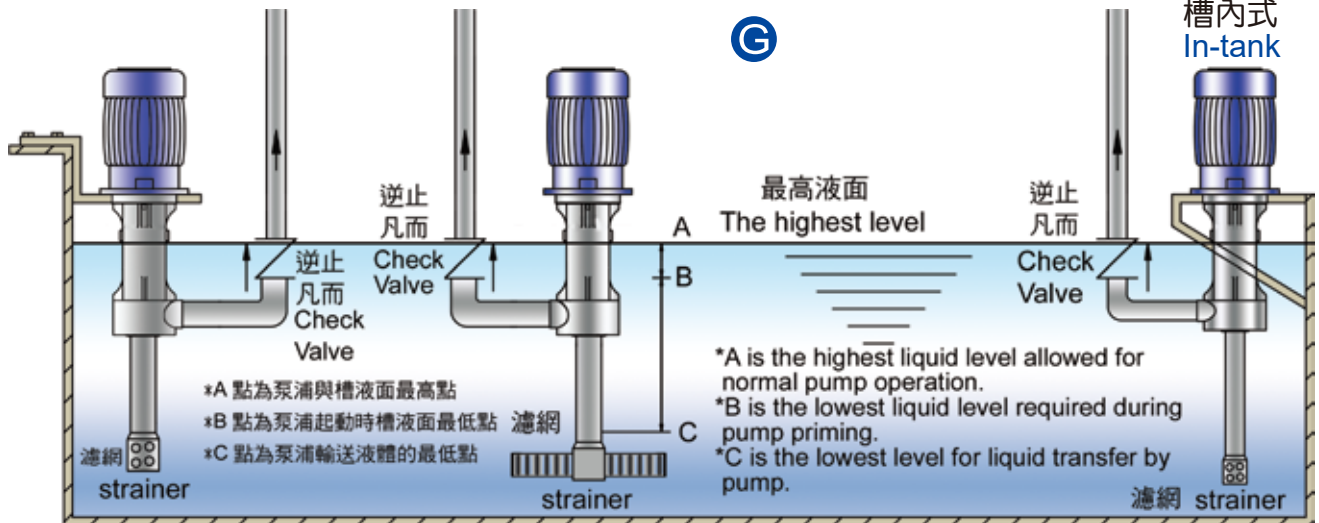
以下為不正確安裝方式
Please don't use pumps like this!



F 立式泵移槽循環



G




※ 濾網孔面積須大於管徑5倍以上

配件 Accessories



PVC / EPDM / VITON
擺動式逆止閥
Swing check valve



SP / SPT 出口彎頭
PP / CPVC / CFRPP / PVDF
SP / SPT Elbow Union



PVC / PP 底閥
PVC / PP Foot Valve



TD / 出口逆止彎頭
PP / PVC



SPT / TD 機型

FRP 座 / FRP Base
for SPT / TD series.
TD1~5HP
長540mm寬340mm高670mm
TD7.5~10HP
長550mm寬440mm高730mm



總公司

昇展實業股份有限公司

台灣省台南市永康區中正南路404巷7號

Tel: 886-6-2534546, 2541601

Fax: 886-6-2534226, 2420509

SUPER GIANT ENTERPRISE CO., LTD.
No.7, Lane 404, Chung Cheng South Road, Yen
Hang, Yung Kang, Tainan, Taiwan,

Tel: 886-6-2534546, 2541601

Fax: 886-6-2534226, 2420509

E-mail: super@superpump.tw

Website: www.superpump.tw

www.chemicalfilter.com.cn



上海區 塑寶環保機械

江蘇省太倉市沙溪鎮岳王區

鎮北路16號 215400

Tel: 0512-53303388, 53303398

Fax: 0512-53303588

E-mail: taichang@superpump.cn

Website: www.superpump.cn

廣東區 升展機械

廣東省廣州市增城區新塘鎮

民營西二路9號

(遠航科技園B1座二樓)

Tel: 020-82691835, 82602341~3

Fax: 020-82708706

E-mail: singtown@superpump.cn

Website: www.chemicalpump.cn

訂購時請提供下列資料:

1. 藥液條件: 名稱 _____ / 溫度 _____
濃度 _____ / 比重 _____ / 黏度 _____
2. 需求流量: _____ L/min
3. 需求揚程: _____ M
4. 馬達: 電壓 / 頻率

While placing your order...

Please kindly provide us the following information.

1. Chemical: Name _____ / Concentration _____ /
Temperature _____ / Specific Gravity _____ /
Viscosity _____
2. Capacity needed: _____ L/min
3. Head needed: _____ M
4. Power: Voltage / Frequency